

Cloud computing - Service mesh and microservices networking!

Table of contents

1. General info:	3
1.1. Timeframe:	3
1.2. What will i learn?	4
1.3. What tools will I need	6
1.3.1. Swarmlab.io hybrid	7
1.4. What students can take this course	7
1.5. How is the course going to take place	7
1.6. Will there be some kind of exam/certificate? What will i gain?	7
2. Course Description	7
2.1. Cloud & microservice	7
2.1.1. docker app	7
2.1.2. docker swarm	8
2.1.3. Orchestration	8
2.2. Administer and maintain a swarm of Docker Engines	8
2.2.1. manager nodes	8
2.2.2. Monitor swarm health	8
2.2.3. Scheduling Services on a Docker Swarm Mode Cluster	8
2.2.4. ansible	8
2.3. Create service on nodes	8
2.4. Monitoring - service applications communication	9
2.4.1. Real-Time data/Log Collection	9
2.5. create noSQL DB (mongo cluster)	9
2.5.1. create replicas	9
2.6. central web admin interface	9
2.6.1. vuejs	9

Service mesh and microservices networking

We will be trying to create a swarm implementation that will allow communication between all of the members/nodes.

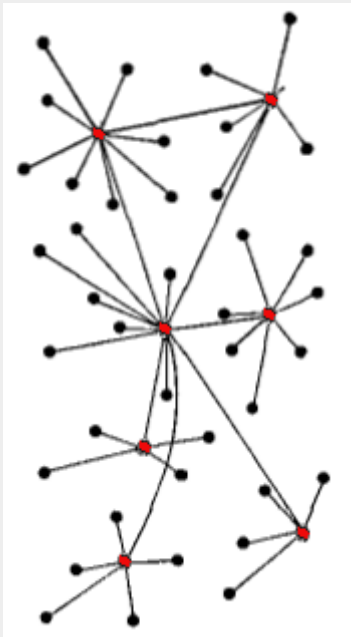
Imaging a swarm



To understand this better let's look at the picture below and imagine that red dots are IoT devices that can send and receive and black ones are clients that gather data.



Architecture of swarm communication



- Red Node: Server/Client and Gateway Role
- Black and Red Node: Client Role

To make our life easier at this task we will be using the following tools...

- Docker [↗](#)
- Ansible [↗](#)

- NodeJS [↗](#)
- VueJS [↗](#)
- Redis [↗](#)
- MongoDB [↗](#)

1. General info:

1.1. Timeframe:

This is a project that will be developed throughout the semester 2021.

Courses Time: 11.00-13.00

Date

- 2021-03-13, 2021-03-20, 2021-03-27
- 2021-04-03, 2021-04-10, 2021-04-17, 2021-04-24
- 2021-05-15, 2021-05-22, 2021-05-29, 2021-06-05
- 2021-06-12, 2021-06-19

(* The link to participate will be **announced here.**)

<http://www.twitch.tv/swarmlab>

For questions and communication between participants (**at any time** not only for the lessons!) you can use Gitter following the link below.

Ofcourse you can also use the Twitch chat during the live!!!

Please know that during the stream the **only** email that will be monitored and answered is courses@swarmlab.io

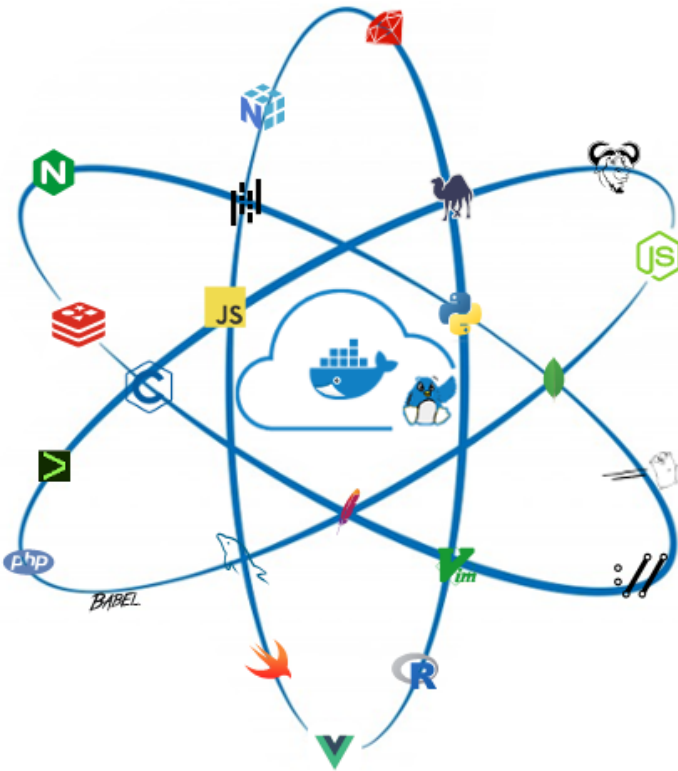
(but please prefer community chat on gitter! its both easier and you can also talk to each other)



- You can also see detailed information about the sessions etc in the **calendar** (main page of the swarmlab client) after installation (see section "What tools will I need")
- For any questions you can visit our community page on [gitter](#)
- If none of the above solved your problem, you can always use good old-fashioned [email!](#)

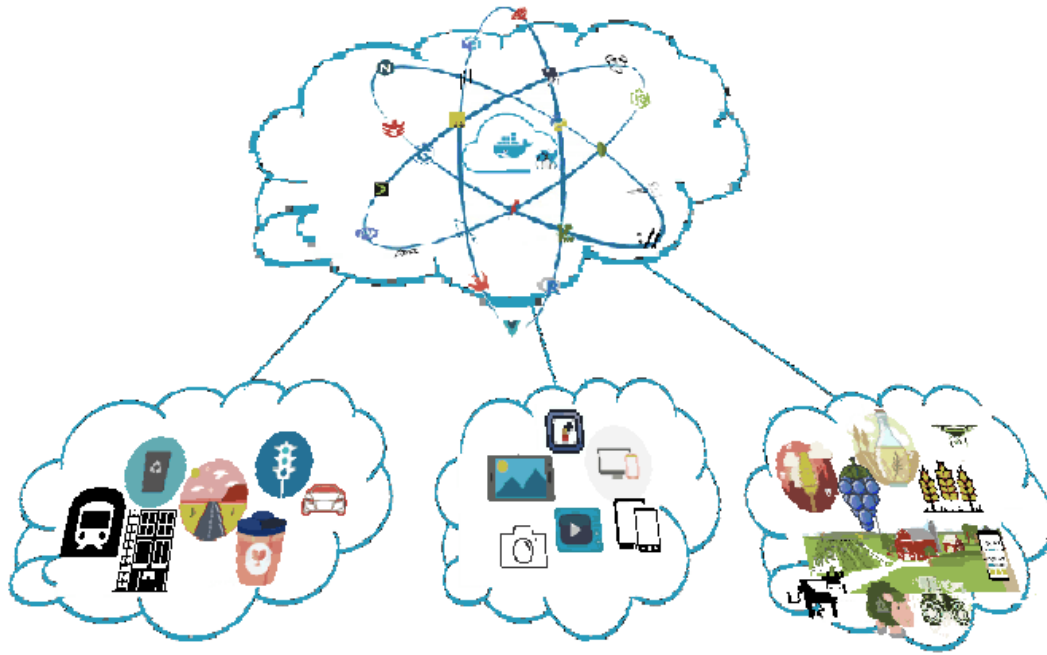
1.2. What will i learn?

You will learn to code, coordinate and orchestrate a swarm of self-acting nodes.



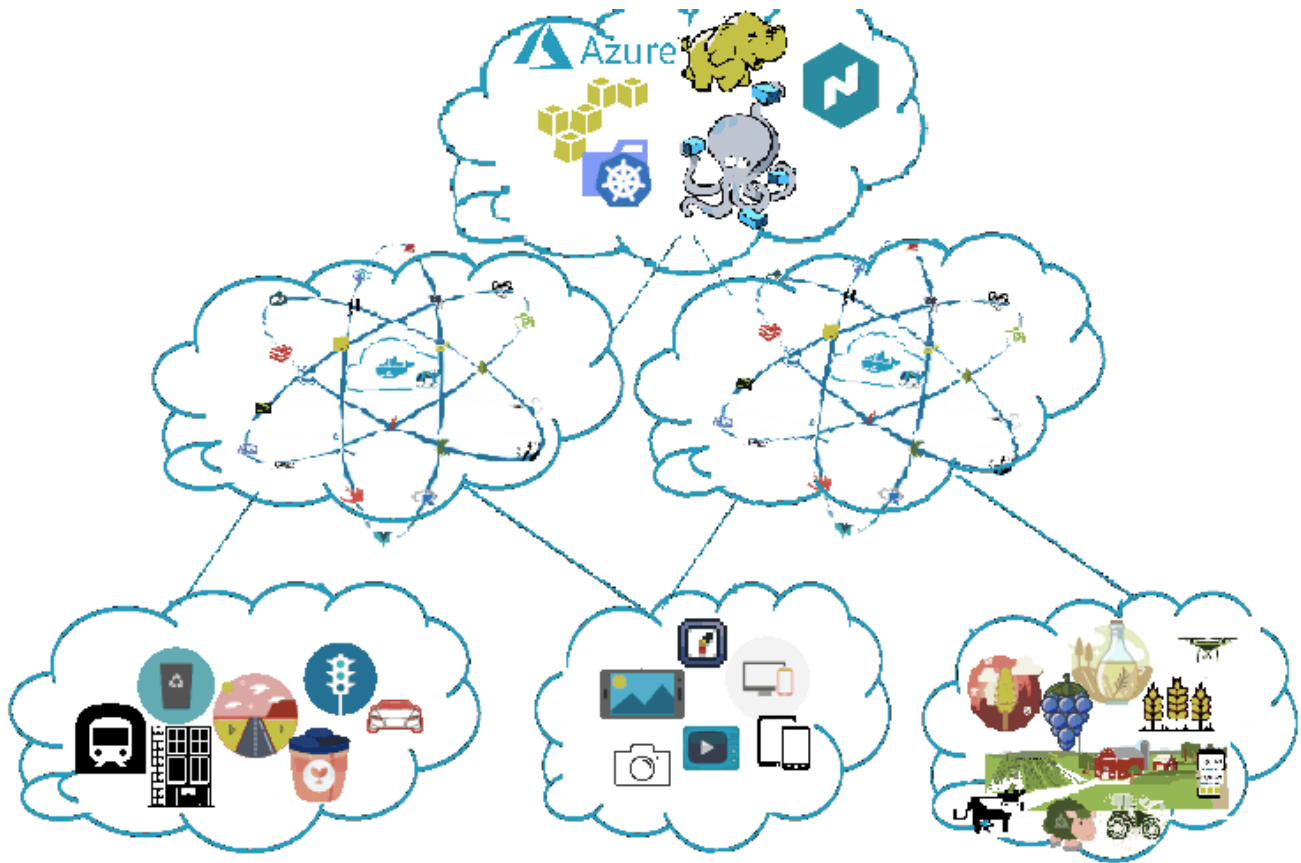
Build app's container image

- You will learn to build Docker images from a Dockerfile
- how to push/pull Docker images.
- how to build a Sample NodeJS application



From Code to Cloud

- You will learn to create cloud and platform agnostic container-based applications.
 - from a single container on your local machine
 - to a running cloud native - container-based environment
 - in the simplest and most logical format as possible.



Build systems

- You will learn to build services in a dynamic and Scalable Distributed Architecture
 - The distributed nature of a service mesh

1.3. What tools will I need

Internet and a PC

You should also have **installed swarmlab** to be able to recreate the steps and if you wish contribute to projects and communicate with your schoolmates.

1.3.1. Swarmlab.io hybrid

Follow the [instructions](#) to install swarmlab-hybrid

See also

[\[\]](#) | *vimeo*

1.4. What students can take this course

Any student with basic knowledge of networking and computer programming should be able to cope with the needs.

1.5. How is the course going to take place

The course will be divided into following parts

- A list of videos, asciinemas and instructions explaining the project
- lectures BASED ON THE VIDEOS for deeper analysis and questions
- and a [Gitter](#) for further conversations and answers to any of your questions

1.6. Will there be some kind of exam/certificate? What will i gain?

- The will NOT be an exam or certificate.
- You will gain contributions in form of commits and merge requests into larger projects, which you can then add to your C.V. and upgrade it.



Just to give some context, **contribution of code is regarded as the most important factor when choosing a software engineer**, thus making the course very helpful for future employment

2. Course Description

2.1. Cloud & microservice

2.1.1. docker app

The section guides you through the following activities:

- Create a Dockerized Sample application
- Start an app container

2.1.2. docker swarm

The section guides you through the following activities:

- initializing a cluster of Docker Engines in swarm mode
- adding nodes to the swarm
- deploying application services to the swarm
- managing the swarm once you have everything running

2.1.3. Orchestration

The section guides you through the following activities:

- scale our containerized applications across clouds and datacenters

2.2. Administer and maintain a swarm of Docker Engines

2.2.1. manager nodes

2.2.2. Monitor swarm health

2.2.3. Scheduling Services on a Docker Swarm Mode Cluster

- Scheduling Preferences
- Rescheduling on Failure

2.2.4. ansible

- Using ansible to perform operations on managed nodes aka Configurations, deployment, and orchestration/automation
- Deploying Docker Containers with Ansible

2.3. Create service on nodes

This section includes Docker images and an application for Node development using containers.

Create Real-time Application with

- Node.js
- Express.js
- Socket.io
- Redis

2.4. Monitoring - service applications communication

2.4.1. Real-Time data/Log Collection

2.5. create noSQL DB (mongo cluster)

A replica set is a group of mongod processes that maintain the same data set

2.5.1. create replicas

- Replication in MongoDB
- Change Streams
 - work with the change stream cursor.
 - Watch Collection/Database/Deployment etc

2.6. central web admin interface

Create a CRUD App

2.6.1. vuejs

Create single-page application