

SwarmLab.io !

Πίνακας περιεχομένων

1. What is swarmlab.io?	1
1.1. Git service.	2
1.2. Web-based interactive Lab environment	2
1.3. Purpose	2
2. Docs	2
2.1. HowTo-register	2
2.2. HowTo-create Repo	2
2.2.1. Repo Directory_Structure_4_Lab_Instance Service	2
Makefile	3
2.3. HowTo-create_and_Run Lab_Instance	3
3. The Lab Instance Interface	3
3.1. Main Interface	3
3.2. Main Lab Intance Interface	4
3.3. Editor Interface	5
3.3.1. Open Editor	5
3.3.2. Basic Editor Interface	5
3.3.3. Language Menou	6
3.3.4. Theme Menou	7
3.3.5. Find Menou	7
3.3.6. Edit Menou	8
3.3.7. Key-binding Menou	8
4. HowTo-Use our Labs with noVNC	9
5. Terms	9
6. Legal Disclaimer and Notices	9
7. Feature request	10

Home 	HowTos 	Labs 	SwarmLab 
--	--	--	--

The followin HowTo shows how services are used in swarmlab.io!

1. What is swarmlab.io?

A Lab management and orchestration tool that provides On Demand Lab Instances.

Lab Instances are services that run your project in a particular programming enviroment.

The swarmlab.io consists of a main **Git Service** and a **Web-based interactive Lab environment**.

1.1. Git service.

`git.swarmlab.io` is a painless self-hosted Git service.

It is similar to GitHub, Bitbucket, and GitLab.

<https://git.swarmlab.io:3000> - uses **Gitea**.

1.2. Web-based interactive Lab environment

<https://api-client.swarmlab.io:8088> - `api-client.swarmlab.io` is a web-based interactive development environment for On Demand Lab Instances

1.3. Purpose

The goal of this project is to provide the easiest, fastest, and most painless way of using a LAB and its services and technologies.

2. Docs

2.1. HowTo-register

2.2. HowTo-create Repo

2.2.1. Repo Directory_Structure_4_Lab_Instance Service

Lab_Instance service first clone your Repo and then automatically loads certain files based on a known file structure.

Directory_Structure

```
swarmlab/  
├── Makefile  
├── ..  
└── ..
```

You need a file called a **Makefile** to tell make what to do. The makefile tells make how to compile and link a program, it can also tell make how to run miscellaneous commands when explicitly asked (for example, to remove certain files as a clean-up operation)

Makefile is executed with the make command, e.g.

make all

```
if [ -d swarmlab ]; then
  cd swarmlab
  make all
fi
```

Makefile

Lab_Instance dependencies. "**Makefile**" allows you to automatically pull-in other dependencies when using a Lab_Instance service.

This file should contain a list of tasks and parameters to insert before the specified repos are executed on Lab_Instance and a list of tasks to be executed by the Lab_Instance service.

example

```
all: hello_world generate clean

hello_world:
    @echo "Hello World"

generate:
    @echo "Creating empty text files..."
    touch file-{1..10}.txt

clean:
    @echo "Cleaning up..."
    rm *.txt
```

more info [Gnu make](#)



A simple example can be found [here](#)

2.3. [HowTo-create_and_Run_Lab_Instance](#)

3. The Lab Instance Interface

3.1. Main Interface

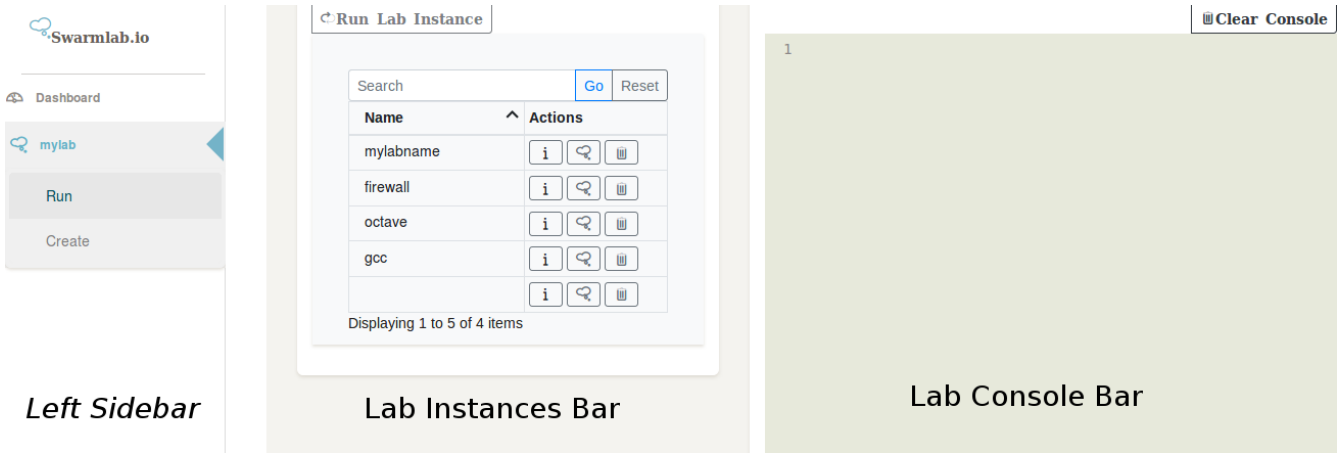


Figure 1. Main Interface

3.2. Main Lab Instance Interface

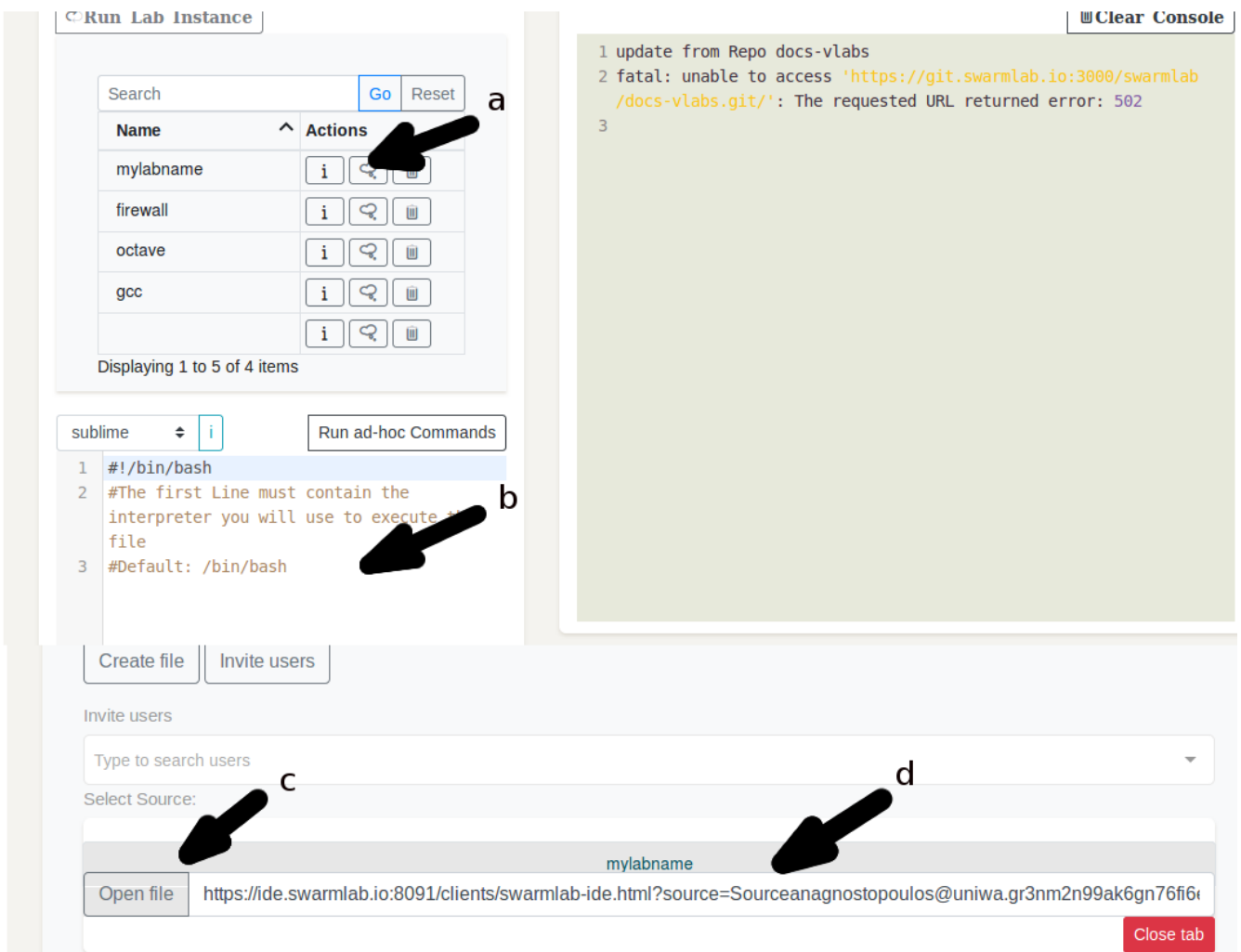


Figure 2. Lab Instance Interface

The default menus are:

- **a)** Run your project in particular Lab
- **b)** Terminal provides full support for system shells (bash, tsch, etc.). You can run anything in your system shell, including languages such as php, perl, python etc. The terminal runs on the Lab Instance with sudo rights.

- **c)** Opens a collaborative text editor. The text editor includes syntax highlighting, key maps and basic theming. It can also be used as a terminal with **console output**. It includes a basic **chat** room environment.
- **d)** Link to invite users. The "Invite users" function is not available yet, you will have to e-mail it by your self! :-)



b, c, d only appear after you click on a Lab Instance

3.3. Editor Interface

3.3.1. Open Editor

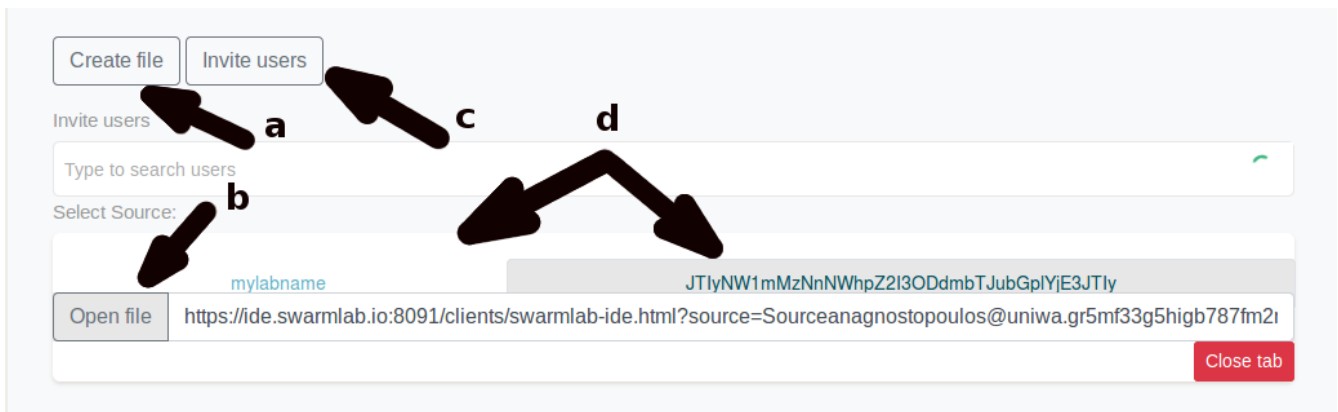


Figure 3. Open Editor

The default choices are:

- **a)** Create a new file and chat session.
- **b)** Open text editor interface.
- **c)** Invite users
- **d)** File tabs



- Run code on Lab Instance** is only available on Lab Instance creator - When you click on "Open File" button not in URL

3.3.2. Basic Editor Interface



Figure 4. Basic Editor Interface



Figure 5. Editor Interface

The default menus are:

- **a)** Run your code in particular Lab Instance. You can run anything, including languages such as php, perl, python etc. The code runs on the Lab Instance with sudo rights.
- **b)** The text editor includes syntax highlighting, key maps and basic theming. It can also be used as a terminal with **console output**.
- **c)** Lab Instance Console
- **d)** A basic **chat** room session.



a, only available on Lab Instance creator

3.3.3. Language Menou

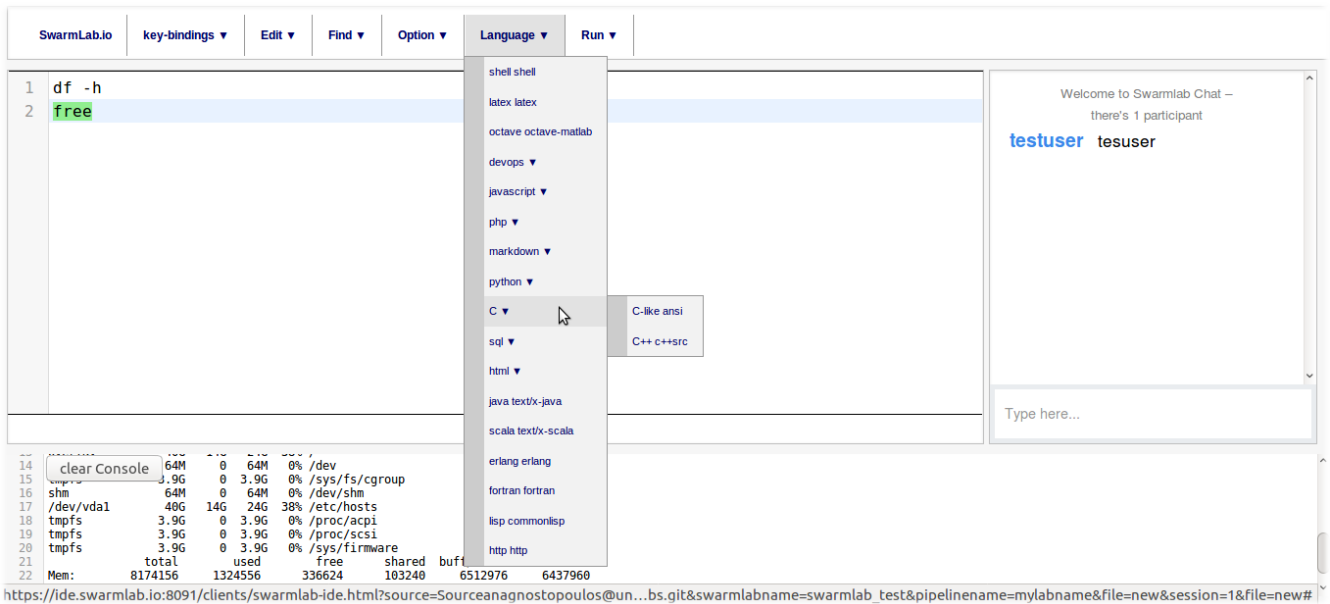


Figure 6. Language Menu

3.3.4. Theme Menu

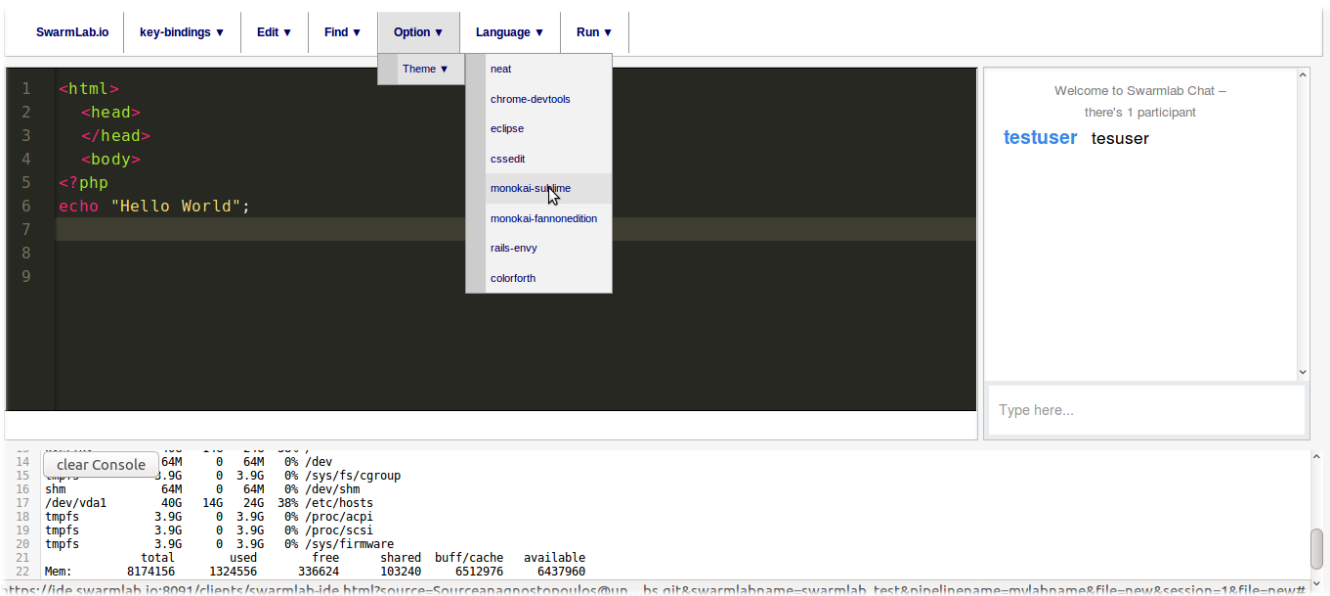


Figure 7. Theme Menu

3.3.5. Find Menu

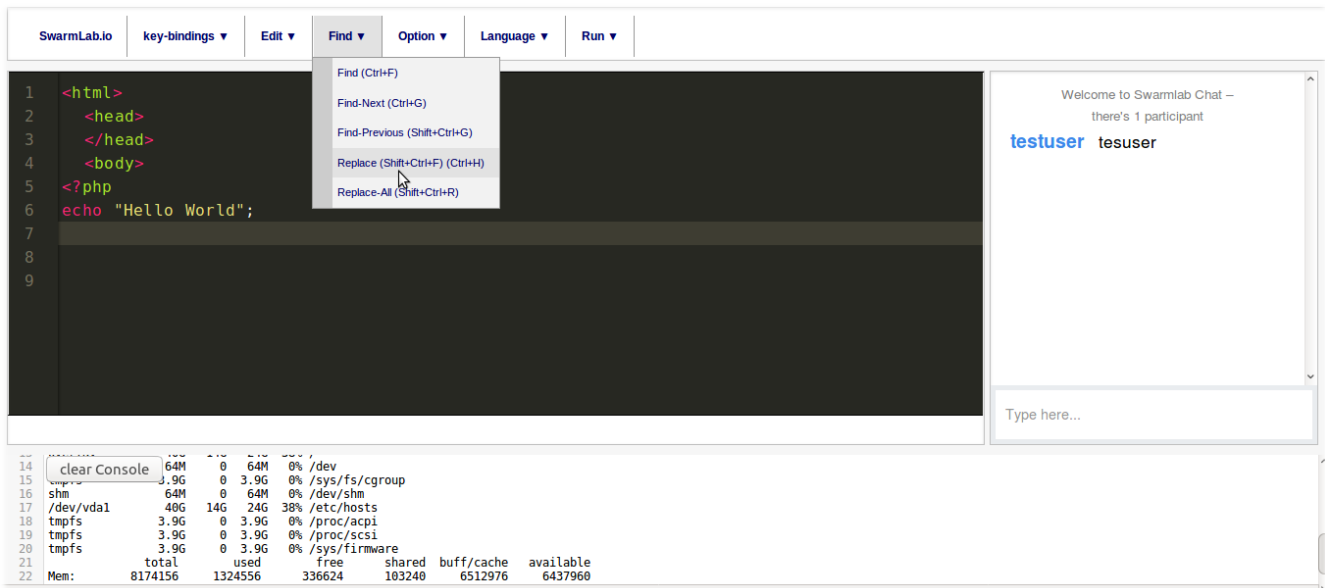


Figure 8. Find Menou

3.3.6. Edit Menou

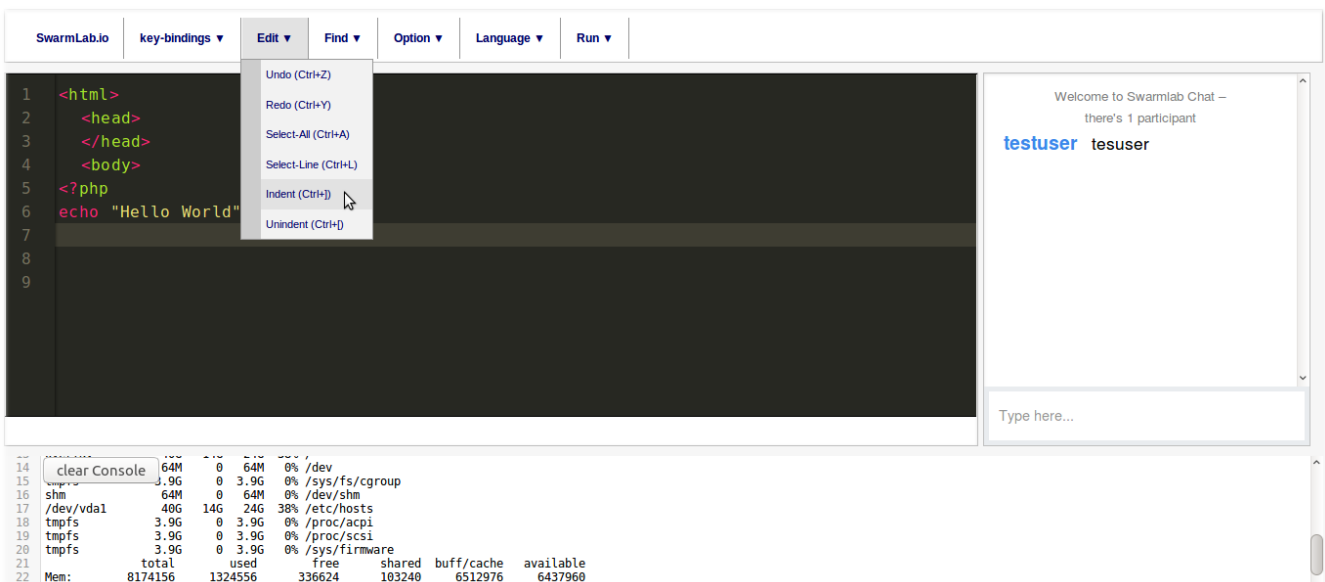


Figure 9. Edit Menou

3.3.7. Key-binding Menou

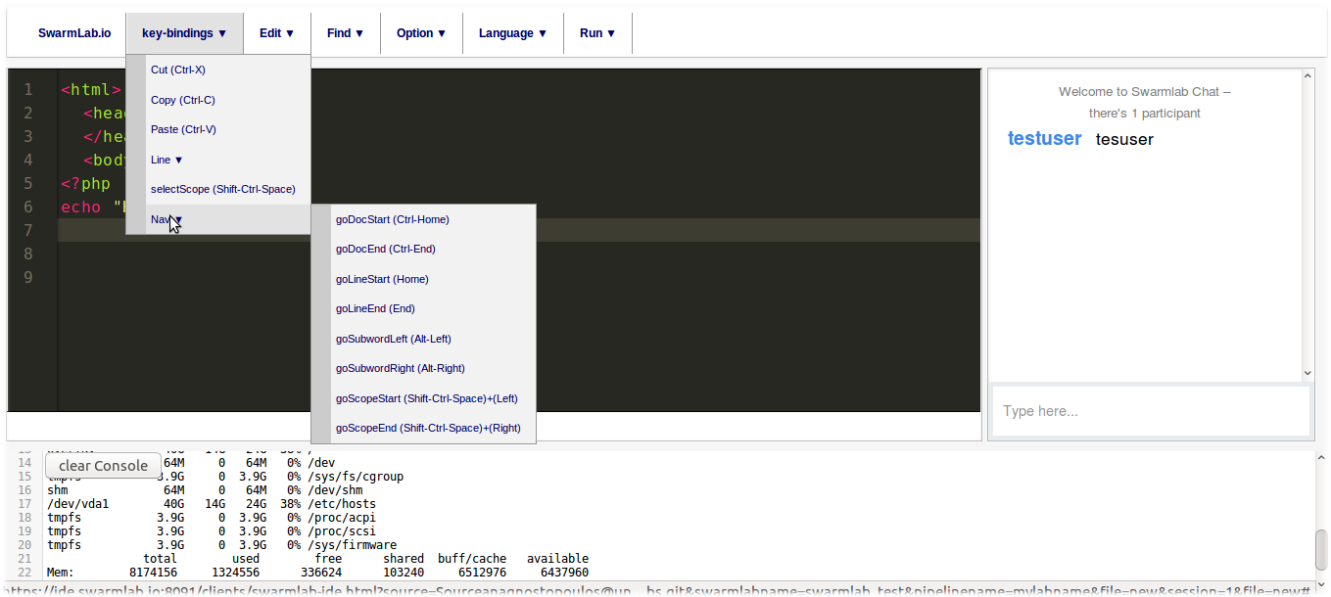


Figure 10. Key-binding Menou

4. HowTo-Use our Labs with noVNC

5. Terms

[Terms of Service](#)

6. Legal Disclaimer and Notices

Redistribution and use in source and binary forms, with or without modification, are permitted provided that the following conditions are met:

1. Redistributions of source code must retain the above copyright notice, this list of conditions and the following disclaimer.
2. Redistributions in binary form must reproduce the above copyright notice, this list of conditions and the following disclaimer in the documentation and/or other materials provided with the distribution.
3. Neither the name of Swarmlab.io nor the names of its contributors may be used to endorse or promote products derived from this software without specific prior written permission.

THIS SOFTWARE IS PROVIDED BY THE COPYRIGHT HOLDERS AND CONTRIBUTORS "AS IS" AND ANY EXPRESS OR IMPLIED WARRANTIES, INCLUDING, BUT NOT LIMITED TO, THE IMPLIED WARRANTIES OF MERCHANTABILITY AND FITNESS FOR A PARTICULAR PURPOSE ARE DISCLAIMED. IN NO EVENT SHALL THE COPYRIGHT OWNER OR CONTRIBUTORS BE LIABLE FOR ANY DIRECT, INDIRECT, INCIDENTAL, SPECIAL, EXEMPLARY, OR CONSEQUENTIAL DAMAGES (INCLUDING, BUT NOT LIMITED TO, PROCUREMENT OF SUBSTITUTE GOODS OR SERVICES; LOSS OF USE, DATA, OR PROFITS; OR BUSINESS INTERRUPTION) HOWEVER CAUSED AND ON ANY THEORY OF LIABILITY, WHETHER IN CONTRACT, STRICT LIABILITY, OR TORT (INCLUDING NEGLIGENCE OR OTHERWISE) ARISING IN ANY WAY OUT OF THE USE OF THIS SOFTWARE, EVEN IF ADVISED OF THE POSSIBILITY OF SUCH DAMAGE.

before you continue.



Using swarmlab.io confirms that you agree to both documents.

7. Feature request

Have a new idea for us?

Please contact us.

apostolos swarmlab.io